



Dokaply Hardwood HDO

Dokaply HDO form ply provides a, extremely smooth and glossy finish with minimal to no wood grain transfer. The light gray face allows for clear marking in the field. Dokaply HDO is suitable for all construction applications where a high quality finish is required.



Formwork & Scaffolding.
We make it work.

Wood Materials

Legally sourced plantation grown hardwood.

Bonding & Formaldehyde Emission (FE)

Class 3 | EN 636:2003

EI | EN 777-2:7995

Panel Construction

Water Proof bonding with cross-band outer veneer layers.

Panel density: e: 630kg/m³

Panel Surface & Performance

Light-gray HDO face on 1 or 2 working side(s)

Panels with a single working face are coated on the back with phenolic film.

Alkalinity resistance | AS 6669-2076

Good wear resistance (>700 revolutions on Taber test - HDO side).

Standard Sizes

4' x 8', or cut-to-size as buyer's request.

Size tolerance (width/ length): 1mm per meter.

Squareness tolerance: 1mm per meter length of diagonal.

Standard Thicknesses

5/8", 3/4"

Thickness tolerance: ref. EN 375:2000.

Number of Reuses

HDO FORM is designed for use over 15 times, number will also be affected by different factors such as storage conditions, construction methods, concrete components, as well as types of concrete and additives used during construction.

Edge Color

Edges of HDO FORM panel are painted gray.

Packaging

18mm(3/4") is packaged with 47 pieces per unit. 15mm(5/8") is packaged with 56 pieces per unit.

Other Conformities & Compliances

FSC Certification is available by request.

Warnings:

This product will generate wood dust from sawing, sanding, or shaping. Material safety data sheets are available upon request.

Mechanical Properties


Min bending strength			
Parallel to the width of panel	N/mm ²	50	EN310:1993
Parallel to the length of panel	N/mm ²	30	
Mean modulus of elasticity			
Parallel to the width of panel	N/mm ²	5,000	EN310:1993
Parallel to the length of panel	N/mm ²	3,000	

Thickness	Units per Trucks	Sheets per Truck	Maximum net weight
5/8"	12	672	
3/4"	12	564	
7/8"	12		



Appropriate Conditions of Storage

Store panels in a dry, clean, well-ventilated, roofed area. Avoid extreme temperature and moisture. Panels must not be placed in contact with the ground. Separate crates from each other with clean, dry and strong spacers of uniform thickness, suitable for loading/unloading by forklifts.



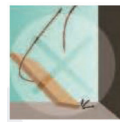
Standard Tools

Panels should be cut, shaped and drilled by using standard wood-working tools. Recommended blade diameter~ 350 mm, thickness~ 3.5 mm, number of teeth > 100, and rotational speed 3,000 - 3,600 rpm.




Edges & Holes Sealing

Seal resulting raw edges, holes, and all damaged areas with appropriate water-resistant/ proof paint. Avoidance of Falls or Drops Workers at site need to handle (carry, install, remove, etc.) panels properly and do not drop or let them fall from high levels or directly hit other materials or the ground.



Avoidance of Falls or Drops

Workers at site need to handle (carry, install, remove, etc.) panels properly and do not drop or let them fall from high levels or directly hit other materials or the ground.



Application of Release Agent.

Even though the PSF overlay contains a certain amount of release agent, it is necessary that panels should be coated with suitably approved oil to ensure a cleaner and easier striking, as well as reuse.



Reverse Side Fastening

Panels should be fastened to formwork support components from the reverse side with screws. Shank nails are not recommended.



Cleaning after Use

Formwork plywood panels should be cleaned with water after use to remove concrete residues and other sticking materials on their surface. Suitable care is required to avoid damaging panels.



Scan for more
www.doka.com/DokaPly



/DokaUSA



/DokaUSA



/company/doka-usa



/DokaUSA



/DokaUSA